


# Dome14m

## Data Sheet



# Product Variations

Inspire is a brand new range of high performance, beautifully designed, and practical temporary event structures.

Traditionally inflatable structures have been light weight and open to abuse from weather and more importantly the wind. The new Inspire range offers greatly improved performance through extensive design and engineering. Inspire inflatable event structures can withstand wind speeds and gusts of up to 55mph therefore ensuring your event is not effected at anytime of the year. Creatively designed, the Inspire Inflatables products are the worldwide leader in inflatable structures. **The Inspire Dome range includes:**

## Inspire Dome Air- Beam collection

The highest rated inflatable temporary dome on the market can be used in winds up to 55mph. This is because of the regulated pressurised air beams which provide a solid support skeleton to the overall structure. An Inspire Dome offers a contemporary look and market leading performance.

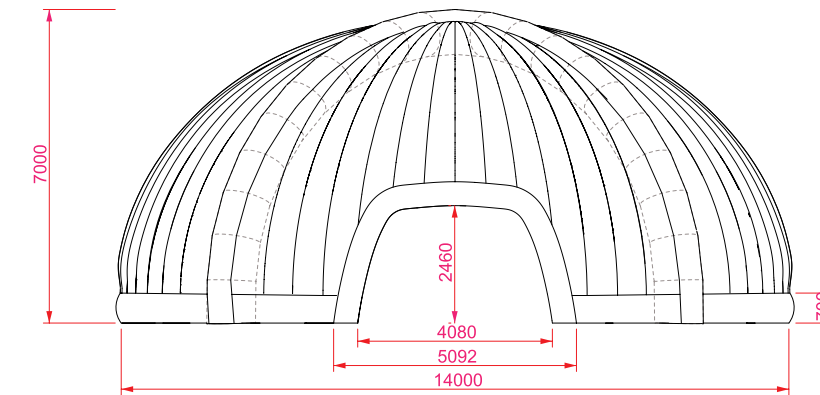
## Inspire Dome standard collection

The Standard Inspire Dome range offers the same high class finish and look, and are the same product in every way, apart from the Air beams. This efficient, professionally made unit offers a superb solution to any event.

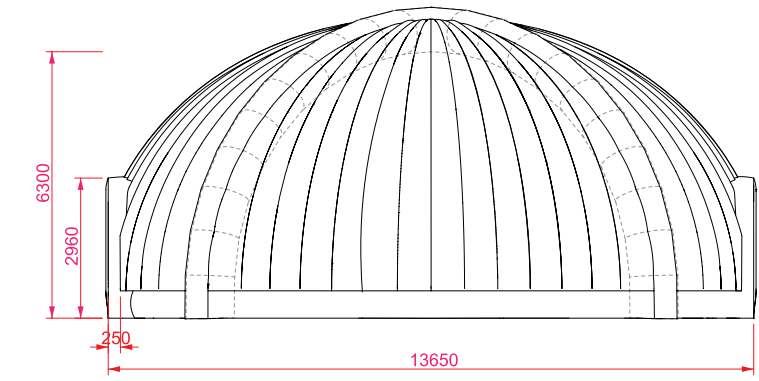
The Inspire range of structures can be tailored to suit your event needs, we offer branding with options including direct print and replaceable printed covers. The Inspire range also offers great flexibility as all the products can be seamlessly joined together, providing wonderful multi room environments. We also offer a range of connecting tunnels to add a sleek finish to the event structures.



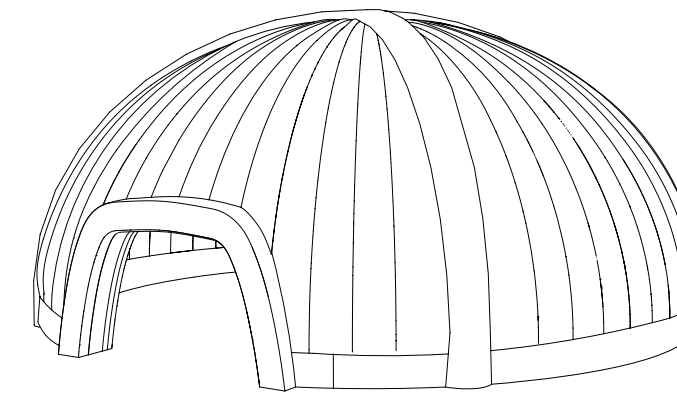
# General Arrangement



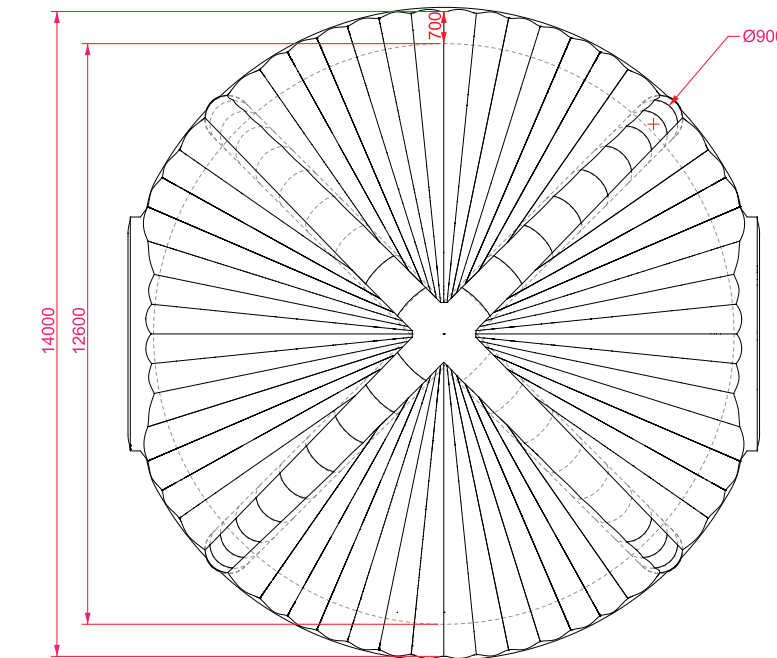
FRONT ELEVATION



SIDE ELEVATION



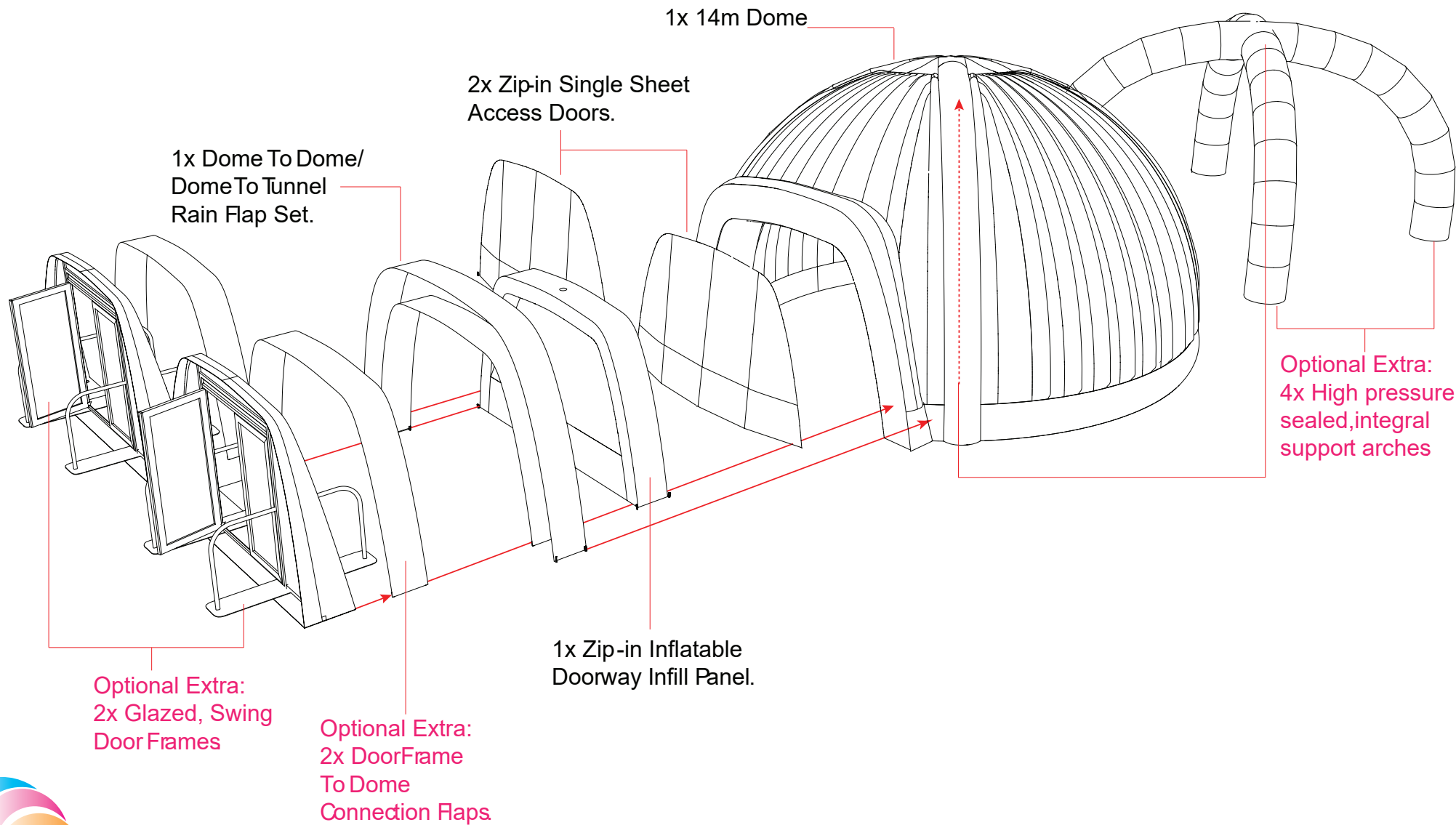
PERPECTIVE VIEW



PLAN



# Product Accessories



# Product Specification

## PACKAGE

- 1 x Structure, 1 x Packing Bag, 2x Zip-in access doors, 1x Zip-in inflatable door panel, 8x FG12 fans.

## STRUCTURE

- Packed Size:** • 1400mm x 1400mm x 800mm (est.)
- Packed Weight:** • 490kg (est.)
- Inflated Size:** • External - Ø14m x H7m  
• Internal - Ø12.6m x H6.3m

- Internal Floor Area:** • 5124.7m<sup>2</sup>
- Plot Size Required:** • 15m x 15m plus
- Entrance/Exit Size:** • W4.08m, H2.46m
- Fabrics:** • PVC, rip stop nylon FR treated
- Colours:** • Combinations of white/black/silver/frosted
- Ground Fixings:** • Available upon request.

**Please Note:** Information is correct at time of publication. Inspire Inflatables accepts no responsibility for variations in dimensions or weights. Inspire Inflatables reserve the right to alter any dimensions or weights at any time without prior notice.

## POWER & FANS

- Fans:** • 8x FG12 fans
- Pumps:** • 120v
- Min Secure Power:** • 120v
- Fan Weight:** • 8kg per fan
- Fan Dimensions:** • 405mm x 405mm x 304mm

**Please Note:** It is the responsibility of the client or site management to ensure that the power used for fans is secure and tested. The above power consumption is for fans only and covers no extra electrical items. No other item should be connected to the fan power lines. The company accepts no responsibility for damages to equipment or damages to inflatable structures, injuries to persons or loss of earnings due to electrical power faults.

## INSTALLATION & DERIG

- Crew:** • 4 persons (min)
- Set Up Time:** • From 6 hours
- Inflation Time:** • 20 mins for structure when fixed
- Derig Time:** • From 5 hours


## PRODUCT ENHANCEMENTS

- Branding - Temporary/Permanent / Banners / Printed Covers
- Ground Anchor Fixing • Glazed Doors • Lighting • Trussing
- Flooring - High Pressure Supporting Tube Frame
- Custom Colored Fabric • All Spares of Basic Package

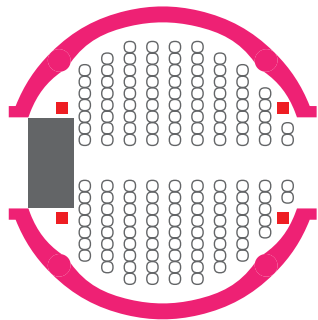
**Please Note:** Refer to separate later page for more detail on product enhancement. Please note the above technical data can be effected by additional product enhancements. The company reserves the right to add or remove product enhancements from product range without prior notice.



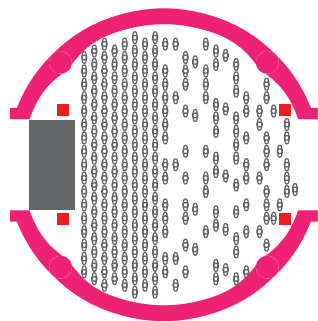
# Product Capacity



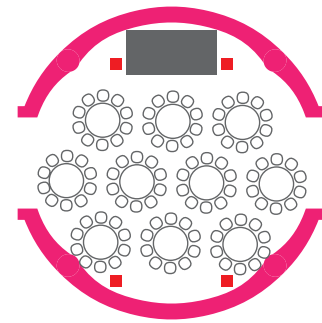
**Restaurant Capacity:**  
12 Tables  
120 Seats



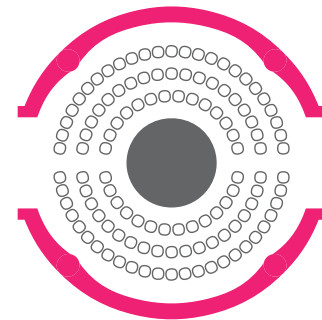
**Conference Capacity:**  
4x2m Stage  
146 Seats



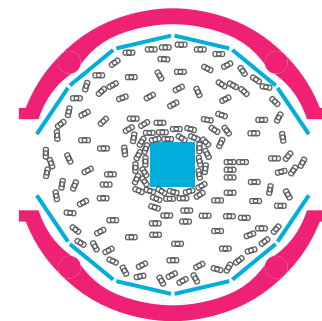
**Concert Capacity:**  
4x2m Stage  
250 People



**Cabaret Capacity:**  
4x2m Stage  
10 Tables  
100 Seats



**Arena Capacity:**  
4m Diameter Stage  
116 Seats



**Exhibition Capacity:**  
13x Exhibition Stands  
187 People

● Structure Footprint   
  Table + 10 Seats   
 ● Stage   
 ■ Speakers   
 ■ Exhibit   
  People standing

# Product Enhancement

## Branding

Branding can be applied permanently to any of the Inflatable structures as screen print or digital printing at the source of production. Temporary branding can be added as vinyl or Dacron adhesive panels at any stage. Please note that not all artwork is suitable for printing on our structure range. It is advised sample artwork be supplied in an .eps format so we can advise the best solution. Full replaceable covers are available to the range. These can be branded and printed to ensure your structure matches your brand.

## Custom colors and materials

All our structures are manufactured in ripstop nylon and reinforced PVC. As standard they are made in white and grey. Although a full color range is available, this may alter lead times and costs.

Other materials are available and we are happy to discuss specific needs / projects and will advise on what we feel is the most appropriate solution. All fabrics are tested for performance of flammability for textiles used in the construction of marquees and similar textiles structures to standards: BS 7837:1996 / BS 5438:1989.

## Lighting

As an optional extra we can provide internal LED lighting systems which will transform the look and feel of your inflatable structure. The ambient lighting effect can be either one colour change or mixed to produce your perfect environment.

## Trussing

The Inspire range of inflatable structures have been designed to be used as free standing products, trussing is not required to use them, however trussing can be added to enhance the environment. That can be used to hang PA equipment or other lighting options.

## Doors & Closures

All of the Inspire Inflatable ranges come complete with zip in/ out doors as standard. Inspire also offers full aluminium double door systems. These provide fire safety openers and are fully lockable which provides increased security. The door systems are custom and made to be installed perfectly into our doorways.

## Flooring

Flooring is available upon request and is offered to suit all event needs. We offer simple snap lock flooring. This offers light weight flooring and ideal for grass and concrete. It can be further enhanced by adding a finishing carpet.

## Modularity

The entire Inspire range of Domes and Cubes can be joined together as the doorways are all standard. These can be jointed directly or by incorporating a space tunnel, these add an atmospheric walkway between the jointed structures and come in a range of lengths.

## Transport

By its nature an inflatable structure packs down to considerably less than its inflated size. The largest of our range packs down to less than 2M<sup>3</sup> which makes the structures ideal to store and use again. Each product will be supplied in its own storage bag and will be easily transported in an out of any venue.

## Warranty

Inspire offers a 12 month warranty on the manufacture process and materials if the user manual and install guides are followed. Due to the nature of weather and installation conditions, Inspire reserves the right to carry out an onsite inspection and report which way the warranty will be met.

